



AJP Industrial
Supplies

**UNDERGROUND SUITABLE
TOOLS CATALOGUE
2018**

Edition 1





AJP Industrial Services delivers professional services, providing quality & innovative products with responsive sales teams who are recognized with targeted product skills which address the needs of our customers.

We believe our success is achieved through our ability, determination & the passion of our staff. We excel in assisting you to achieve recognized environmental and employee safety standards and practices.

Our staff work as a team & we care for the future of our company & our customers, we listen to our customers & communicate to ensure that we provide the best possible service that is expected of us.

Our goal is to be successful, sustainable & we wish for our people to enjoy their positions in a modern & thriving business.





Our new workshop boasts a speciality Calibration room designed specifically for AJP Industrial to be able to calibrate all sizes of pneumatic and hydraulic torque wrenches and also manual torque wrenches.

With the additional space, and specialty equipment , we are now fully equipped to service and repair all types and brands of pneumatic and hydraulic tools including specialised underground suitable equipment.

AJP Industrial are service agents for:

- **RAD** Pneumatic Torque Wrenches
- **ProTorc** Hydraulic Torque Wrenches
- **Powerteam** Hydraulic Lifting Equipment
- **Graco** Pumps
- **Ingersoll Rand** Pneumatic Tools

We also have a HIRE range of hydraulic torque wrenches and pumps.

OUR GLOBAL PARTNERS



CONTENTS

PNEUMATIC TOOLING		11
	IMPACT WRENCHES	12
	DRILLS	13
	SAWS	17
	GRINDERS	20
	CHIPPERS, BREAKERS & SCALERS	22
	PUMPS - AODD, SUBMERSIBLE, GROUT	24
	VENTILATION FANS	25
	ROOF BOLTERS	26
	LIFTING BAGS	27
	STARTING SYSTEMS	28
	HOISTS & WINCHES	29
ACCESSORIES		31
	TOOL BOXES	32
	HOSES & WHIPCHECKS	33
	AIR TOOL OIL	33
	CUTTERS	34
	CHISELS & MOILS	35
	SAW BLADES	36
	CARBIDE BURRS	38
	AIR PREPARATION	40
IMPACT SOCKETS		43
	STANDARD LENGTH	44
	DEEP LENGTH	49
	IN-HEX	54
	EXTENSIONS	55
	UNI-JOINTS	55
	ADAPTORS	55
	RETAINING RINGS	56
TORQUE EQUIPMENT		57
	PNEUMATIC TORQUE WRENCHES	58
HYDRAULIC LIFTING EQUIPMENT		61
	SINGLE ACTING, GENERAL PURPOSE	62
	SINGLE ACTING, HIGH TONNAGE	63
	SINGLE ACTING, LOW HEIGHT	64
	SINGLE ACTING, HOLLOW	64
	DOUBLE ACTING, GENERAL PURPOSE	65
	DOUBLE ACTING, HOLLOW	66
	PUMPS, HAND, AIR/HYDRAULIC	67
	HYDRAULIC OIL	68
	HYDRAULIC HOSE	68
	HYDRAULIC GAUGES & ADAPTORS	69

PNEUMATIC TOOLING



IMPACT WRENCHES

Fully certified to ATEX directives, the spark proof series of Ingersoll Rand Impacttools are the tools of choice within the petrochemical and mining industries, and in any production or processing areas where hazardous atmospheres can occur.

The 2131PSP is strong, yet evenly balanced and lightweight for superior comfort. The innovative motor design and power management system delivers 400ft-lbs of torque in reverse giving you all the power you need.



DRIVE	1/2"
FREE SPEED	9500RPM
TORQUE RANGE	68-542Nm 50-400FT/LBS
WEIGHT	2KG
PART NUMBER	2131PSP

The 2145QiMAX-SP 3/4" impact wrench delivers maximum reverse torque from a tool that weighs just 3.35 kg and is compact enough to access tight spaces.



DRIVE	3/4"
FREE SPEED	7000RPM
TORQUE RANGE	272-1830Nm 200-1350FT/LBS
WEIGHT	3.35KG
PART NUMBER	2145QiMAX-SP

If you are looking for exceptional power, durability, and ease-of-use from an impact wrench, the 2155QiMAX delivers incredible performance and industrial-grade durability. It's ideal for the toughest and most demanding applications!



DRIVE	1"
FREE SPEED	7000RPM
TORQUE RANGE	272-1830Nm 200-1350FT/LBS
WEIGHT	3.35KG
PART NUMBER	2155QiMAX-SP

The 2940B2 is our most popular 1" industrial impact wrench. Designed to withstand tough steel erection, power generation or petrochemical applications, the 2940's durability and power is legendary!



DRIVE	1"
FREE SPEED	5000RPM
TORQUE	2710Nm 2000FT/LBS
WEIGHT	9.98KG
PART NUMBER	2940B2SP-EU

A 3/8" keyless chuck, lightweight polymer housing reversible drill that is suitable for underground mining applications.



CAPACITY	10MM
FREE SPEED	1,800RPM
WEIGHT	0.97KG
PART NUMBER	BM2E

A lightweight, polymer housing reversible drill that is suitable for underground mining applications. This was the first polymer housing drill on the market & is still the best!



CAPACITY	12MM
FREE SPEED	400RPM
WEIGHT	1.48KG
PART NUMBER	BM3E

This lightweight and compact design drill is perfect for tight spaces.

GERMAN QUALITY



CAPACITY	10MM
FREE SPEED	1550RPM
LENGTH	235MM
WEIGHT	2.1KG
PART NUMBER	212600010

This lightweight and compact design drill is perfect for tight spaces.

GERMAN QUALITY



CAPACITY	12MM
FREE SPEED	850RPM
LENGTH	245MM
WEIGHT	2.3KG
PART NUMBER	212610010

DRILLS

With its comfortable D - Handle design this drill is perfect for drilling into hard rugged materials like concrete. This drill is heavy duty which makes it ideal for **underground mining**.

GERMAN QUALITY



CAPACITY	13MM
FREE SPEED	350RPM
CHUCK	GEARED
WEIGHT	5.7KG
PART NUMBER	213100010

This heavy-duty **hammer drill** maintains high power and low air consumption. The planetary gear system promotes long life. It has reversible action trigger for speed control. The variable speed throttle is useful for ease of starting hole. Features a super quiet handle exhaust.

GERMAN QUALITY



CAPACITY	13MM
FREE SPEED	950RPM
IMPACT	BPM
LENGTH	300MM
WEIGHT	3.3KG
PART NUMBER	212620010

Drill up to 28mm into concrete this drill is suitable for underground use in the mining industry. Comes with SDS + chuck..

GERMAN QUALITY



CAPACITY	25MM
FREE SPEED	625RPM
IMPACT	3000BPM
LENGTH	410MM
WEIGHT	9.5KG
PART NUMBER	224080010

High performance rock drill for soft to hard rock. These all-rounders can be used in a wide range of applications. They have a robust rifle bar rotation, long stroke length and high penetration rates. CO₂ certificate available upon request.



Genuine **PANTHER** Rock Drill

Airlegs sold separately

HOLE CAPACITY	27-41MM
IMPACT	3300BPM
LENGTH	670MM
WEIGHT	28KG
PART NUMBER	BBD94WS


Air Pusher Legs




LENGTH	875MM	1100MM	1305MM	1505MM	1645MM
STROKE	545MM	1040MM	1440MM	1840MM	2100MM
LENGTH	1420MM	2140MM	2745MM	3345MM	3745MM
WEIGHT	11.9KG	13.3KG	15.0KG	16.6KG	18.1KG
PART NUMBER	DT50	DT100	DT140	DT180	DT200

This is a hand-held rotary drilling machine with sealed roller bearings and a pneumatic drive. It can be used with Auger rods for dry drilling, or turbine scrolls for wet or air flush applications. Its light weight and high power make it particularly suitable for rope access work.

GERMAN QUALITY



ROTATION SPEED	1000RPM
MOTOR	2.5kW
NOMINAL TORQUE	24Nm
WEIGHT	7.7KG
PART NUMBER	F1V



DRILLS

The SPITZNAS pneumatic magnetic core drill unit with permanent magnet allows drilling of steel up to 52 mm diameter.

GERMAN QUALITY



CAPACITY	52MM
POWER	1.34HP
FREE SPEED	400RPM
STROKE	130MM
WEIGHT	26.8KG
PART NUMBER	213300010

This is a small portable pneumatic drilling machine which allows holes to be drilled up to 35mm diameter in places with restricted space, using standard 3/4" Weldon Shank cutters. This machine is the lowest height pneumatic magnetic drill currently available on the world market.



CAPACITY	25X35MM
MOTOR	800W PNEUMATIC
HEIGHT	183MM
WEIGHT	13KG
PART NUMBER	HMP35AD

Check out page 34 for our range of cutters



Robust and universally usable, exactly the proper tool for all small sawing cross- sections.

GERMAN QUALITY



CUT DEPTH	4"
CUT WIDTH	4"
LENGTH	570MM
WEIGHT	10.4KG
PART NUMBER	560300010

Powerful pneumatic drive and enlarged cutting width, for large pipe diameters as well.

GERMAN QUALITY



CUT DEPTH	7"
CUT WIDTH	7"
LENGTH	730MM
WEIGHT	13KG
PART NUMBER	560310010

Enquire about our optional brace modification for extending the service life of your bandsaw.



*For replacement blades for your bandsaw,
check out page 34.*

Lightweight and handy saw for universal use, as well in explosive areas.

GERMAN QUALITY



STROKE	1200RPM
LENGTH of STROKE	28MM
LENGTH	400MM
WEIGHT	6.9KG
PART NUMBER	512180010

The cutting speed of this reciprocating saw is infinitely adjustable, by which the saw is ideal for cutting plastics. Our favourite pneumatic reciprocating saw with ATEX approval and safety lever control.

GERMAN QUALITY



STROKE	330SPM
LENGTH of STROKE	60.3MM
LENGTH	650MM
WEIGHT	10.6KG
PART NUMBER	512120050

The JSM is unique - because of its small size and low air consumption, it can be used in places where other saws will not fit, and it can be run off a portable compressor or even an air/nitrogen cylinder with a regulator.



STROKE	400-600SPM
LENGTH of STROKE	57MM
SPEED	400-600 SPM
WEIGHT	6.85KG
PART NUMBER	JSM



For all replacement blades options for your sabre saw or reciprocating saw check out page 36.

The cold cutting or dry cutting pneumatic circular saws are made for cutting metal profiles, parallel cuts, meta grids, metal sheets, cable ducts, sandwich boards, aluminium, steel and plastics. As standard, our circular saw has a device for parallel cuts and mitre cuts up to 45°.

GERMAN QUALITY



SAW BLADE DIAMETER	230MM
MAX CUTTING DEPTH	84MM
FREE SPEED	1500RPM
WEIGHT	8.6KG
PART NUMBER	511150010

Pneumatic chainsaws are built tough to withstand extreme operating conditions. Reliable and powerful with a 4HP motor, they are easy to operate and low maintenance.

Safety features include - zinc body, nose guard, swing guard, hand guard, strainer, claw fitting, top hat filter & whipcheck.

GERMAN QUALITY



USABLE BLADE	430mm
POWER	4HP
WEIGHT	9.5KG
PART NUMBER	510290010

GRINDERS

All steel housing with robust safety lever. Front exhaust. Designed for rough use.



COLLET	1/4"
FREE SPEED	25000RPM
LENGTH	170MM
WEIGHT	1.2KG
PART NUMBER	MP911314

All steel housing with robust safety lever. Front exhaust. Designed for rough use.



COLLET	1/4"
FREE SPEED	25000RPM
LENGTH	320MM
WEIGHT	1.6KG
PART NUMBER	MP9113E14

Check out page 38 for our range of carbide burs and sets



All steel housing with push back safety lever throttle. Used for grinding, deburring and blending. Features a wick lubrication system and spiral bevel gears. Equipped with 4" guard, dead handle and adjustable side exhaust.



CAPACITY	100MM (4")
FREE SPEED	13500RPM
LENGTH	203MM
WEIGHT	1.12KG
PART NUMBER	MP3040AUST

All steel housing with push back safety lever throttle. Used for grinding, deburring and blending. Features a wick lubrication system and spiral bevel gears. Equipped with 5" guard, dead handle and adjustable side exhaust.



CAPACITY	125MM (5")
FREE SPEED	11000RPM
LENGTH	190MM
WEIGHT	2.27KG
PART NUMBER	MP11650AUST


Features safety lever throttle, side exhaust and steel housing. **All steel housing.**



CAPACITY	75MM (3")
FREE SPEED	18000RPM
LENGTH	343MM
WEIGHT	1.81KG
PART NUMBER	MP9115EW


CHIPPERS & BREAKERS

Thanks to Sofstart you keep the chisel point where you want it. The two-step trigger helps out with first critical cuts. Weighing below 6 kg, this model is light enough for overhead work. Unit has a FRAS silencer and comes with a gas certificate.



SHANK	19x50MM
IMPACT	2760BPM
LENGTH	380MM
WEIGHT	5.5KG
PART NUMBER	PER05PFS

The Swiss army knives of pneumatic hammers, designed to handle everything from soft/medium materials like brick to tough concrete. Unit has a FRAS silencer and comes with a gas certificate.



SHANK	22x82.5MM
IMPACT	1800BPM
LENGTH	545MM
WEIGHT	12.3KG
PART NUMBER	PER12PSKLF5

Check out page 35 for our range of steels



The Sofstart function is the breaking equivalent of a surgical tool. It makes the first blow a joy. The Solid body design means the whole breaker is made from one single casting. Thanks to the technology, we can skip the bolts that are often used to keep the machine together. Unit has a FRAS silencer and comes with a gas certificate.



SHANK	28x160MM
IMPACT	1320BPM
LENGTH	625MM
WEIGHT	25.5KG
PART NUMBER	PER230PEFS

Excellent for removing weld splatter, rust, paint and other debris from many different and unusual surfaces and in hard-to-reach places. Ideal for construction sites, fabrication shops, refineries and foundries.
ALL STEEL CONSTRUCTION.



NEEDLES	3MM
QUANTITY	12
LENGTH	432MM
WEIGHT	2.8KG
PART NUMBER	MP1BLNS

Replacement needles - **3X180NEEDLE**




PUMPS

Enquire about our short or long term hire range or lease packages today.

PERSAS air operated double diaphragm pumps are available in sizes from 1/4" up to 4". These pumps are generally used in the transfer of chemicals or drainage applications.

Talk to us about your requirements today.



These submersible pumps are designed with the performance and durability which make them ideal for removing water from trenches, ditches, manholes, industrial sumps and excavations. Powerful vane motor, integral strainer, bronze impeller and cast-iron housing.



OVERALL HEIGHT	425MM	510MM
AIR INLET	3/4" NPT	3/4"NPT
MOTOR	2.2kW (3HP)	2.9kW (4HP)
DISCHARGE OUTLET	2" NPT	2-1/2"NPT
MAX. HEAD	30.5 MTR	27.4 MTR
PART NUMBER	CP0010	CP0020

VENTILATION FANS



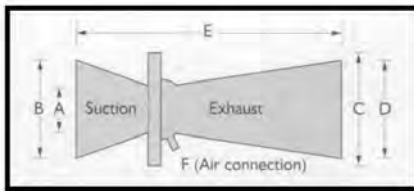
Design allows for direct coupling to most ducting used underground (mineglass, layflat) – specifically developed to meet demands of ducted underground auxiliary ventilation systems up to 7.5m³/sec. Nine bladed fan is constructed of Mines Department approved Statkon, anti-static, glass reinforced ultra violet stabilised material. Blades are coupled to the Mines Department approved zinc alloy ('Zamak G') hub, fastened to motor shaft through a taper lock coupling. Blade and motor assemblies are housed in a hand-laid MDA FRAS fibreglass cowling



DIAMETER	600MM
AIR FLOW RATE	5.2 m ³ /sec
LENGTH	300MM
WEIGHT	35KG
PART NUMBER	TYPHOON600

*Optional inbuilt lubrication modification
(to extend fan service life)
Part Number - 211216*

Anti-static extractor units remove dust and fumes quickly, efficiently and safely. Lightweight glass fibre construction. No moving parts. Resistant to chemical and salt water. Can be reversed and used as a blower. Trouble free and quiet.



A	203MM	152MM	101MM
B	279MM	247MM	152MM
C	304MM	247MM	152MM
D	355MM	330MM	203MM
E	863MM	635MM	343MM
F	3/4" BSP	1/2" BSP	1/2" BSP
WEIGHT	7.26KG	5.90KG	1.36KG
PART NUMBER	VEI	VEII	VEIII



ROOF BOLTING

We have short term and long term hire options available..... Ask us today.

The Super Turbo Bolter is a compressed air operated, telescopic leg type drilling & bolting machine used for the installation of resin bonded rock bolts in underground roadways. This is a rotary drilling machine only. The machine is lightweight, portable and offers a large degree of flexibility

The Super Turbo Bolter has also been designed and constructed with the aim of reducing vibration produced by the machine to the lowest possible level.

Careful design and selection of materials has resulted in the Super Turbo being the lightest and strongest machine of its type, enabling it to be operated reliably and effectively in the toughest mining environments.



Performance (at 90psi operating pressure)

Trust at	stage 1	10.1kN / 2250lbs
	stage 2	8.3kN / 1800lbs
	stage 3	6.3kN / 1400lbs

NO. OF STAGES	CLOSED HEIGHT	EXTENDED HEIGHT	WEIGHT	PART NUMBER
3	1000MM	3000MM	37.5KG	ST10005003S
3	1200MM	3800MM	40.5KG	ST12007003S
2	1345MM	3450MM	40.5KG	ST13459002S
2	1500MM	3900MM	43.0KG	ST150013002S
2	1700MM	4600MM	45.5KG	ST170015002S

Enquire today about PERSAS inspecting and testing your lifting bags



CAPACITY (Ton)	HEIGHT (mm)	DIMENSIONS (mm)	PART NUMBER
1.0	75	55x51	1314009300
3.3	120	255x200	1314009500
5.7	145	280x280	1314018200
6.4	165	295x295	1314009600
9.6	203	370x370	1314002200
12.0	200	320x520	1314002400
17.7	270	470x520	1314002500
19.4	280	480x580	1314011800
24.0	306	520x620	1314002600
24.0	201	310x1020	1314002700
31.4	370	650x690	1314002800
35.8	310	430x1150	1314018300
39.6	402	780x690	134002900
54.4	478	860x860	1314003000
67.7	520	950x950	1314003100

Thanks to their low insertion height, our mini lifting bags enable you to lift even heaviest loads in a single smooth movement! Mini lifting bags demonstrate their versatility on the job: use them to lift, push, press, prise or split as the situation demands – safely and reliably even on difficult inclines. The special safety coupling prevents unwanted disengagement of the hose from the lifting bag.



AIR CU DEADMAN CONTROLLER, PLASTIC HOUSING
0800019000

SHUT-OFF UNIT

RED 0800007201

YELLOW 0800007301



INFLATION HOSE 5MTR (RED)	ZVH5FRASRED
INFLATION HOSE 5MTR (YELLOW)	ZVH5FRASYELLOW
INFLATION HOSE 10MTR (RED)	ZVH10FRASRED
INFLATION HOSE 10MTR (YELLOW)	ZVH10FRASYELLOW

STARTING SYSTEMS

The driving mechanism is a specially designed 3-stage high speed turbine wheel with aerodynamic braking. The rotating energy is transferred through a series of reduction gears providing the necessary torque and speed to accommodate the particular engine's specifications. Austart single turbine starters are as powerful as the competitors' twin turbine models – with the benefits of requiring less air pressure, having fewer moving parts, being more compact and less expensive when servicing and reconditioning.



Service Exchange units available for those times when replacing a worn out part with a brand new unit doesn't make financial sense or for when time is of the essence and you can't wait for the unit to be repaired.



ENGINE MAKE / MODEL	FLANGE TYPE	TEETH	SIZE	TYPE	COLOR	MANUFACTURER
MINI PATROL / CAT 3304	SAE 1	9 TEETH	AT53221090M	TURBINE	ORANGE	
	SAE 1	9 TEETH	AT53221090M	TURBINE	ORANGE	
W/M	SAE 1	9 TEETH	AT53221090M	TURBINE	ORANGE	
P-E 1 (M/M)	SAE 1	10 TEETH	AT53221100M	TURBINE	WHITE	
	SAE 1	10 TEETH	AT53221100M	TURBINE	WHITE	
PERKINS-PJ6/SMV	SAE 3	11 TEETH	AT53220311M	TURBINE	BLACK	
	SAE 3	11 TEETH	AT53220311M	TURBINE	BLACK	
DETROIT / CAT C3	SPECIAL (HINO)	11 TEETH	AT53220401M	TURBINE	LIGHT GREY	
	SPECIAL (HINO)	11 TEETH	AT53220401M	TURBINE	LIGHT GREY	
HINO J-UG	SPECIAL (HINO)	11 TEETH	AT53220401M	TURBINE	YELLOW	
	SPECIAL (HINO)	11 TEETH	AT53220401M	TURBINE	YELLOW	
DAIHATSU	SAE 1	12 TEETH	AT53220512M	TURBINE	NAVY BLUE	
	SAE 1	12 TEETH	AT53220512M	TURBINE	NAVY BLUE	
PERKINS-SMV (40-1000)	SAE 1 OFFSET	12 TEETH	AT53220612M	TURBINE	PINK	
	SAE 1 OFFSET	12 TEETH	AT53220612M	TURBINE	PINK	
PERKINS-3000	SAE 1 SPECIAL	12 TEETH	AT53220712M	TURBINE	SILVER	
	SAE 1 SPECIAL	12 TEETH	AT53220712M	TURBINE	SILVER	
COOLTRAM	SAE 3	12 TEETH	AT53220812M	TURBINE	GREEN	
	SAE 3	12 TEETH	AT53220812M	TURBINE	GREEN	
CAT 3304/3306	SAE 1 SPECIAL	12 TEETH	AT53220912M	TURBINE	GREEN	
	SAE 1 SPECIAL	12 TEETH	AT53220912M	TURBINE	GREEN	
CAT 3126 / CT	SAE 1 SPECIAL	12 TEETH	AT53221012M	TURBINE	GREEN	
	SAE 1 SPECIAL	12 TEETH	AT53221012M	TURBINE	GREEN	

Ask us for your starter ID chart today



The JDN M-series are specifically designed for underground mining operations where loads can be lifted, lowered and horizontally pulled. Due to their versatility, they are also suitable for many different industrial applications. The M-series have the same features as the JDN PROFI-series, however; they operate with an air pressure of only 4 bar.

- Features
- * Manufactured in Germany, under strict quality control with demanding tolerances.
 - * All JDN models are manufactured to comply with AS1418.2.
 - * Patented pre-lube motor design for low maintenance, oil-free operation.
 - * 100% duty rating and unlimited duty cycle suits all environmental conditions.
 - * Insensitive to dust, humidity and temperatures ranging from -20 °C up to + 70°C.
 - * ATEX-approved models available, suitable for application in dangerous and explosive environments
 - * Fail-safe brake, in case of air supply failure.
 - * Cast iron housing suitable for severe conditions.
 - * Easy operation and low maintenance design.
 - * Two chain falls for operation in both directions.
 - * Specially designed for horizontal and vertical moving of loads.

Built of rugged cast iron and steel construction winches are extremely durable and reliable. They are ideal for work in harsh environments and are trusted worldwide by offshore workers, miners and heavy construction crews. Our winches are designed to meet strict local safe lifting standards around the globe, and include features to help ensure the safety of workers. And with air, electric and hydraulic drives as well as models to lift both material and personnel, we have the winch you need for any offshore or onshore application.



PNEUMATIC TOOLING ACCESSORIES



ACCESSORIES

Featuring heavy-duty powder coated latches, points for attaching padlocks to keep your gear secure as well as large, comfortable handles that make the boxes easy to carry. The reinforced interlocking large lids allow the cases to stack securely and they're extremely strong and totally watertight.



50LTR , 630x390x350mm	PERSC50L
70LTR , 700x450x350mm	PERSC70L
150LTR , 880x560x440mm	PERSC150L
220LTR , 1070x630x492mm	PERSC220L

The perfect solution for all on-site tool and equipment storage needs. 2.5mm cold rolled and full welded steel, these site boxes stand out from all other storage units in their class in both quality and value. Full piano hinged lid and gas struts for easy lifting. Heavy duty feet designed for forklifts.



812x483x445mm	PER112461
1067x508x595mm	PER112462
1219x610x700mm	PER112463
1223x612x735mm	PER112464
1219x762x850mm	PER112464

ASSORTED AIR FITTINGS



Air tool whip hoses distances an air tool from its air supply to prevent vibration and increases the longevity of the main hose and reduces user fatigue by eliminating the weight of the coupler/plug. Made using 1/2" FRAS (fire resistant, anti-static) hose.



2MTR HOSE, 1/4"BSP, CLAW	WHIP14122MFC
2MTR HOSE, 1/4"BSP, Y-STRAINER, CLAW	WHIP14122MFCY
2MTR HOSE, 3/8"BSP, CLAW	WHIP38122MFC
2MTR HOSE, 3/8"BSP, Y-STRAINER, CLAW	WHIP38122MFCY
2MTR HOSE, 1/2"BSP, CLAW	WHIP12122MFC
2MTR HOSE, 1/2"BSP, Y-STRAINER, CLAW	WHIP12122MFCY

3mtr FRAS tool whip hoses with in-line (ZAMEC) lubricator.



3MTR HOSE, 1/2"BSP, LUBRICATOR, CLAW	10112017
3MTR HOSE, 3/4"BSP, LUBRICATOR, CLAW	10112016
3MTR HOSE, 1"BSP, LUBRICATOR, CLAW	10112015

Use whipchecks to help prevent injuries or accidents resulting from hose or coupling failure. A whipcheck extends across the hose fittings to give standby safety for hose.



Correct Install

Whipchecks should be installed in the FULLY EXTENDED position.



PART NUMBER	WHIPCHECK075UG
--------------------	-----------------------

Especially engineered for the care of all piston-type and rotary air tools MOREY'S® Air Tool Oil prevents deposits forming, and it prevents rust during storage and provides positive lubrication for longer tool life and smoother starting. Grade ISO32.



250 ML	500002
1 LITRE	50001
20 LITRE	50020

ACCESSORIES



Special alloy body for optimum strength and durability

Extremely hard and durable tungsten carbide cutting teeth for the hardest of drilling tasks. Offset positioning for the lowest possible heat development

Optimized cutting angles for shortest drilling times and clearest cuts

Precise shank fitment for maximum interchangeability and close tolerance drilling without run-out

Tapered inside fitment prevents the cutter getting stuck. Guaranteed plug ejection with usage of the correct pilot pin.



PILOT PIN TO SUIT 35MM - IBC.75




PILOT PIN TO SUIT 55MM - IBC.90

PILOT PIN TO SUIT 110MM - IBC.140




	35MM DEPTH OF CUT	55MM DEPTH OF CUT	110MM DEPTH OF CUT
12MM	HMSU.120	HMLU.120	-
13MM	HMSU.130	HMLU.130	-
14MM	HMSU.140	HMLU.140	-
15MM	HMSU.150	HMLU.150	-
16MM	HMSU.160	HMLU.160	-
17MM	HMSU.170	HMLU.170	-
18MM	HMSU.180	HMLU.180	-
19MM	HMSU.190	HMLU.190	CHSS19110
20MM	HMSU.200	HMLU.200	CHSS20110
21MM	HMSU.210	HMLU.210	CHSS21110
22MM	HMSU.220	HMLU.220	CHSS22110
23MM	HMSU.230	HMLU.230	CHSS23110
24MM	HMSU.240	HMLU.240	CHSS24110
25MM	HMSU.250	HMLU.250	CHSS25110
26MM	HMSU.260	HMLU.260	CHSS26110
27MM	HMSU.270	HMLU.270	CHSS27110
28MM	HMSU.280	HMLU.280	CHSS28110
29MM	HMSU.290	HMLU.290	CHSS29110
30MM	HMSU.300	HMLU.300	CHSS30110
31MM	HMSU.310	HMLU.310	CHSS31110
32MM	HMSU.320	HMLU.320	CHSS32110
33MM	HMSU.330	HMLU.330	CHSS33110
34MM	HMSU.340	HMLU.340	CHSS34110
35MM	HMSU.350	HMLU.350	CHSS35110
36MM	HMSU.360	HMLU.360	CHSS36110
37MM	HMSU.370	HMLU.370	CHSS37110
38MM	HMSU.380	HMLU.380	CHSS38110
39MM	HMSU.390	HMLU.390	CHSS39110
40MM	HMSU.400	HMLU.400	CHSS40110

More lengths available




19X50MM SHANK (SUIT PER05PFS)

WORKING END	TIP WIDTH	WORKING LENGTH	PART NUMBER
MOIL POINT 	-	240MM 440MM	3083322000 3083322100
NARROW CHISEL 	22MM 22MM	240MM 440MM	3083322200 3083322300
WIDE CHISEL 	60MM	190MM	3083322400

22x82.5MM SHANK (SUIT PER12SKLFS)

WORKING END	TIP WIDTH	WORKING LENGTH	PART NUMBER
MOIL POINT 	-	380MM 458MM 1000MM	3083324200 3083405010 3083324300
NARROW CHISEL 	25MM 25MM	380MM 1000MM	3083324400 3083324500
WIDE CHISEL 	75MM	380MM	3083324600

28x160MM SHANK (SUIT PER230PEFS)


WORKING END	TIP WIDTH	WORKING LENGTH	PART NUMBER
MOIL POINT 	-	380MM 450MM 1000MM	3083327100 3083327200 3083327300
NARROW CHISEL 	32MM 32MM 32MM	380MM 450MM 1000MM	3083327400 3083327500 3083327600
WIDE CHISEL 	75MM	380MM	3083327700

ACCESSORIES

BANDSAW BLADES			
APPLICATION	TEETH per INCH	TO SUIT	PART NUMBER
timber, plastics, non-ferrous metals, castings, steel, stainless	14	4" x 4"	925060020
	14	7" x 7"	925060220



SABRE SAW BLADES			
APPLICATION	TEETH per INCH	LENGTH (mm)	PART NUMBER
wood, plastics, fast and rough cuts	6	150	925050200
	6	225	925050210
	6	280	925050040
wood with nails, steel, non-ferrous metal, alu up to 5 mm, plastics, stainless steel	10	150	9 2505 0100
	10	200	9 2505 0180
	10	250	9 2505 0190
	10	280	9 2505 0020
wood with nails, plastics, steel, non-ferrous metal, high-strength steel, stainless steel	10-14	150	9 2505 0240
	10-14	200	9 2505 0250
	10-14	225	9 2505 0260
	10-14	250	9 2505 0270
universal blade for all metals, wood with nails, for steel pipes and profiles from 2 mm	14	100	9 2505 0120
	14	150	9 2505 0130
	14	200	9 2505 0140
	14	250	9 2505 0150
	14	280	9 2505 0160
non-ferrous metal, alu up to 3 mm, pipes and profiles from 1.5 mm	18	150	9 2505 0080
high-strength steel, non-ferrous metal, alu up to 1,5 mm, steel plates up to 5 mm	24	100	9 2505 0060
	24	150	9 2505 0110



JSM SAW BLADES		
TEETH per INCH	LENGTH (mm)	PART NUMBER
6	300	MJ30006
8		MJ30008
10		MJ30010
14		MJ30014
10-14		MJ3001014
6	450	MJ45006
8		MJ45008
10		MJ45010
14		MJ45014
10-14		MJ4501014















RECIPROCATING SAW BLADES			
APPLICATION	TEETH per INCH	LENGTH (mm)	PART NUMBER
asbestos, cement, plastics, solid aluminium	6	200	925010050
	6	300	925010120
	6	400	925010190
	6	500	925010230
	6	600	925010470
	6	770	925010310
plastics, hardboard, solid steel, cast iron, non-ferrous metal	8	200	925010630
	8	400	925010660
	8	600	925010710
plastics, hardboard, solid steel, cast iron, non-ferrous metal	12	200	925010440
	12	300	925010130
	12	400	925010200
	12	500	925010450
	12	530	925010670
	12	770	925010720
	12	940	925010690
stainless steel, steel sections up to 600 N/mm ² , non-ferrous met- al	14	150	925010020
	14	200	925010060
	14	250	925010070
	14	300	925010140
	14	400	925010210
	14	500	925010240
	14	600	925010460
14	770	925010300	
stainless steel, steel sections up to 600 N/mm ² , non-ferrous met- al	16	200	925010640
	16	300	925010610
	16	400	925010620
high-strength steel, stainless steel	12	530	925010680
	12	770	925010730
high-strength steel, stainless steel	16	150	925010320
	16	200	925010330
	16	250	925010340
	16	300	925010350
	16	350	925010600
	16	400	925010360
	16	500	925010370
	16	770	925010380
ductile pipes, tarcoated pipes	carbide tip	300	925040410
		400	925040430
		500	925040420
		600	925040440
		700	925040450

ACCESSORIES

Carbide Rotary Burrs are used for cutting, shaping, grinding and for the removal of sharp edges, burrs and excess material (deburring). **Double cut** carbide burrs tend to be used on ferrous and non ferrous metals, aluminium, soft steel and also for all non-metal materials such as plastics and wood. They have more cutting edges and will remove material faster.

	HEAD DIAMETER	FLUTE LENGTH	OVER ALL LENGTH	SHANK DIAMETER	PART NUMBER
 CYLINDRICAL - SQUARE END	1/4"	5/8"	2"	1/4"	SA-1DC
	5/16"	5/8"	2-3/4"	1/4"	SA-2DC
	3/8"	3/4"	2-3/4"	1/4"	SA-3DC
	1/2"	1"	3"	1/4"	SA-5DC
	5/8"	1"	3"	1/4"	SA-6DC
 CYLINDRICAL - END CUT	1/4"	5/8"	2"	1/4"	SB-1DC
	5/16"	3/4"	2-3/4"	1/4"	SB-2DC
	3/8"	3/4"	2-3/4"	1/4"	SB-3DC
	1/2"	1"	3"	1/4"	SB-5DC
	5/8"	1"	3"	1/4"	SB-6DC
 CYLINDRICAL - RADIUS END	1/4"	3/4"	2"	1/4"	SC-1DC
	5/16"	3/4"	2-3/4"	1/4"	SC-2DC
	3/8"	3/4"	2-3/4"	1/4"	SC-3DC
	1/2"	1"	3"	1/4"	SC-5DC
	5/8"	1"	3"	1/4"	SC-6DC
 OVAL	1/4"	3/8"	2"	1/4"	SE-1DC
	3/8"	5/8"	2-5/8"	1/4"	SE-3DC
	1/2"	7/8"	2-7/8"	1/4"	SE-5DC
 TREE - RADIUS END	1/4"	3/4"	2"	1/4"	SF-1DC
	3/8"	3/4"	2-3/4"	1/4"	SF-3DC
	1/2"	1"	3"	1/4"	SF-5DC
	5/8"	1"	3"	1/4"	SF-6DC
	3/4"	1"	3"	1/4"	SF-7DC
 TREE - POINTED END	1/4"	3/4"	2"	1/4"	SG-1DC
	5/16"	3/4"	2-3/4"	1/4"	SG-2DC
	3/8"	3/4"	2-3/4"	1/4"	SG-3DC
	1/2"	1"	3"	1/4"	SG-5DC
 FLAME	5/16"	3/4"	2-3/4"	1/4"	SH-2DC
	1/2"	1-1/4"	3-1/4"	1/4"	SH-5DC
	5/8"	1-7/16"	3-7/16"	1/4"	SH-6DC

Carbide Rotary Burrs are used for cutting, shaping, grinding and for the removal of sharp edges, burrs and excess material (deburring). **Double cut** carbide burrs tend to be used on ferrous and non ferrous metals, aluminium, soft steel and also for all non-metal materials such as plastics and wood. They have more cutting edges and will remove material faster.

	HEAD DIAMETER	FLUTE LENGTH	OVER ALL LENGTH	SHANK DIAMETER	PART NUMBER
 INCLUDED ANGLE	1/4"	5/8"	2"	1/4"	SL-1DC
	5/16"	7/8"	2-7/8"	1/4"	SL-2DC
	3/8"	1-1/16"	3-1/16"	1/4"	SL-3DC
	1/2"	1-1/8"	3-1/8"	1/4"	SL-4DC
 POINTED CONE	1/4"	1/2"	2"	1/4"	SM-1DC
	1/4"	1"	2"	1/4"	SM-3DC
	3/8"	5/8"	2-5/8"	1/4"	SM-4DC
	1/2"	7/8"	2-7/8"	1/4"	SM-5DC
 INVERTED TAPPER	1/4"	5/16"	2"	1/4"	SN-1DC

AIR PREPARATION

A compact particulate filter/regulator that provides accurate pressure regulation and high moisture removal efficiency in a compact package. 06E is a one piece combined filter/regulator which minimizes space by incorporating two units into one.



FILTER/REGULATOR 1/4"	14E11B13FC1
FILTER/REGULATOR 1/2"	06E32B13AC1
FILTER/REGULATOR 3/4"	07E42B13AC1
FILTER/REGULATOR 1"	B20G00WGDREIK20CG

Used for the removal of solid particle contaminants down to 5 micron and the separation of bulk liquids. This type of filter is generally used in industrial applications where liquid water, oil, and harmful dirt particles must be removed.



FILTER 1/4"	14F11BB1
FILTER 1/2"	06F32BC1
FILTER 3/4"	07F42BC1
FILTER 1"	F2000WGRIK20CG

A modular compact regulators provide a convenient and low cost method to reduce a supplied air pressure to desired outlet pressure. These units provide a quick and accurate pressure regulation for the majority of industrial applications.



REGULATOR 1/4"	14RB18CG
REGULATOR 1/2"	06R313AC1R
REGULATOR 3/4"	07R413AC1R
REGULATOR 1"	R20G00DPIK20CG

A modular compact regulators provide a convenient and low cost method to reduce a supplied air pressure to desired outlet pressure. These units provide a quick and accurate pressure regulation for the majority of industrial applications.



LUBRICATOR 1/4"	04L10GB1
LUBRICATOR 1/2"	06L32BE1
LUBRICATOR 3/4"	07L42BE1
LUBRICATOR 1"	L2000WHIK20CG

Air preparation combo complete with gauge and a tough but lightweight carry case. Available in multiple configurations required for your application.



FILTER/REG/LUBE	200716CH
FILTER/REG/LUBE + 3MTR HOSE	16038CH

Contained in a robust steel frame, this water separator and lubricator is ideal for high flow applications such as AODD pumps and chainsaws. Comes complete with auto-drain.



FILTER/LUBE	PE17020
-------------	----------------

Filter/regulator/lubricator complete with gauge mounted to a powder coated heavy duty A-frame.



FILTER/REG/LUBE	200716A
FILTER/REG/LUBE + 3MTR HOSE	16038A

These are heavy-duty in-line lubricators to be installed 1.5mtr - 2.5mtr from the tool. Designed for use with tools being used too far away from compressor to be lubricated by a permanently mounted unit.



ZAMAC LUBE 1/2" PORTS	ORZAMAC
ZAMAC LUBE 3/4" PORTS	1RZAMAC
ZAMAC LUBE 1" PORTS	2RZAMAC

IMPACT SOCKETS



ACCESSORIES



IMPACT SOCKETS - STANDARD LENGTH



	1/2" DRIVE	3/4" DRIVE	1" DRIVE	1-1/2" DRIVE	HI-TORQ 1" DRIVE	HI-TORQ 1-1/2" DRIVE
6mm	60320006	-	-	-	-	-
7mm	60320007	-	-	-	-	-
8mm	60320008	-	-	-	-	-
9mm	60320009	-	-	-	-	-
10mm	60320010	-	-	-	-	-
11mm	60320011	-	-	-	-	-
12mm	60320012	-	-	-	-	-
13mm	60320013	60140013	-	-	-	-
14mm	60320014	60140014	-	-	-	-
15mm	60320014	60140015	-	-	-	-
16mm	60320016	60140016	-	-	-	-
17mm	60320017	60140017	60150017	-	-	-
18mm	60320018	60140018	60150018	-	-	-
19mm	60320019	60140019	60150019	-	91934	-
20mm	60320020	60140020	60150020	-	-	-
21mm	60320021	60140021	60150021	-	921	-
22mm	60320022	60140022	60150022	-	922	-
23mm	60320023	60140023	60150023	-	923	-
24mm	60320024	60140024	60150024	-	924	-
25mm	60320025	60140025	60150025	-	-	-
26mm	60320026	60140026	60150026	-	-	-
27mm	60320027	60140027	60150027	-	9271116	-
28mm	60320028	60140028	60150028	-	928	-
29mm	60320029	60140029	60150029	-	929	-
30mm	60320030	60140030	60150030	60560030	930	-
31mm	60320031	60140031	60150031	-	-	-
32mm	60320032	60140032	60150032	60560032	932	-
33mm	60320033	60140033	60150033	60560033	933	-
34mm	60320034	60140034	60150034	60560034	934	-
35mm	60320035	60140035	60150035	60560035	935138	535138
36mm	60320036	60140036	60150036	60560036	936	536
37mm	-	60140037	60150037	60560037	937	-
38mm	60320038	60140038	60150038	60560038	938112	538112
39mm	-	60140039	60150039	-	-	-
40mm	-	60140040	60150040	60560040	-	-
41mm	-	60140041	60150041	60560041	941	541



IMPACT SOCKETS - STANDARD LENGTH



	1/2" DRIVE	3/4" DRIVE	1" DRIVE	1-1/2" DRIVE	HI-TORQ 1" DRIVE	HI-TORQ 1-1/2" DRIVE
42mm	-	60540042	60150042	60560042	942	542
43mm	-	60540043	60150043	60560043	94311116	543
44mm	-	60540044	60150044	-	-	-
45mm	-	60540045	60150045	60560045	-	-
46mm	-	60540046	60150046	60560046	94611316	54611316
47mm	-	60540047	60150047	60560047	947	547
48mm	-	60540048	60150048	60560048	948	548
49mm	-	60540049	-	-	-	-
50mm	-	60540050	60150050	60560050	950	550
51mm	-	60540051	60150051	-	-	-
52mm	-	60540052	60150052	60560052	952	552
53mm	-	60540053	60150053	-	-	-
54mm	-	60540054	60150054	60560054	-	-
55mm	-	60540055	60150055	60560055	955	555
56mm	-	60540056	60150056	60560056	956	556
57mm	-	60540057	60150057	-	-	-
58mm	-	60540058	60150058	60560058	-	-
59mm	-	-	-	-	-	-
60mm	-	60540060	60150060	60560060	960	560
61mm	-	-	-	60560061	-	-
62mm	-	60540062	-	60560062	-	-
63mm	-	60540063	60150063	60560063	-	-
64mm	-	-	-	-	-	-
65mm	-	60540065	60150065	60560065	9652916	5652916
66mm	-	-	-	-	-	-
67mm	-	60540067	60150067	-	-	-
68mm	-	60540068	-	60560068	-	-
69mm	-	-	-	-	-	-
70mm	-	60540070	60150070	60560070	970234	570234
71mm	-	-	60150071	-	-	-
72mm	-	-	-	60560072	-	-
73mm	-	60540073	-	60560073	-	-
74mm	-	-	-	-	-	-
75mm	-	60540075	60550075	60560075	975	575
76mm	-	-	60550076	60560076	-	-
77mm	-	-	60550077	60560077	-	-

ACCESSORIES



IMPACT SOCKETS - STANDARD LENGTH



	1/2" DRIVE	3/4" DRIVE	1" DRIVE	1-1/2" DRIVE	HI-TORQ 1" DRIVE	HI-TORQ 1-1/2" DRIVE
78mm	-	-	60550078	60560078	-	-
79mm	-	-	-	-	-	-
80mm	-	-	60550080	60560080	980	580
81mm	-	-	-	-	-	-
82mm	-	-	-	-	-	-
83mm	-	-	-	-	-	-
84mm	-	-	-	-	-	-
85mm	-	-	60550085	60560085	985	585
86mm	-	-	-	-	-	-
87mm	-	-	-	-	-	-
88mm	-	-	-	60560088	-	-
89mm	-	-	-	-	-	-
90mm	-	-	60550090	60560090	990	590
91mm	-	-	-	-	-	-
92mm	-	-	-	-	-	-
93mm	-	-	-	-	-	-
94mm	-	-	-	-	-	-
95mm	-	-	60550095	60560095	995334	595334
96mm	-	-	-	-	-	-
97mm	-	-	-	-	-	-
98mm	-	-	-	-	-	-
99mm	-	-	-	-	-	-
100mm	-	-	60550100	60560100	9100	5100
101mm	-	-	-	-	-	-
102mm	-	-	-	-	-	-
103mm	-	-	-	-	-	-
104mm	-	-	-	-	-	-
105mm	-	-	60550105	60560105	-	5105418
106mm	-	-	-	-	-	-
107mm	-	-	-	-	-	-
108mm	-	-	-	-	-	-
109mm	-	-	-	-	-	-
110mm	-	-	60550110	60560110	-	5110
111mm	-	-	-	-	-	-
112mm	-	-	-	-	-	-
113mm	-	-	-	-	-	-



IMPACT SOCKETS - STANDARD LENGTH



	1/2" DRIVE	3/4" DRIVE	1" DRIVE	1-1/2" DRIVE	HI-TORQ 1" DRIVE	HI-TORQ 1-1/2" DRIVE
5/16"	60220010	-	-	-	-	-
3/8"	60220012	-	-	-	-	-
7/16"	60220014	-	-	-	-	-
1/2"	60220016	60040016	-	-	-	-
9/16"	60220018	60040018	-	-	-	-
5/8"	60220020	60040020	60050020	-	-	-
11/16"	60220022	60040022	60050022	-	-	-
3/4"	60220024	60040024	60050024	-	91934	-
13/16"	60220026	60040026	60050026	-	-	-
7/8"	60220028	60040028	60050028	-	978	-
15/16"	60220030	60040030	60050030	-	91516	-
1"	60220100	60040100	60050100	-	91	-
1-1/16"	60220102	60040102	60050102	-	9271116	-
1-1/8"	60220104	60040104	60050104	-	9118	-
1-3/16"	60220106	60040106	60050106	60460106	9301316	-
1-1/4"	60220108	60040108	60050108	60460108	9114	-
1-5/16"	60220110	60040110	60050110	60460110	91516	-
1-3/8"	60220112	60040112	60050112	60460112	935138	535138
1-7/16"	60220114	60040114	60050114	60460114	91716	-
1-1/2"	60220116	60040116	60050116	60460116	938112	538112
1-9/16"	-	60040118	60050118	60460118	91916	-
1-5/8"	-	60040120	60050120	60460120	9158	5158
1-11/16"	-	60040122	60050122	60460122	94311116	54311116
1-3/4"	-	60040124	60050124	60460124	9134	5134
1-13/16"	-	60040126	60050126	60460126	94611316	54611316
1-7/8"	-	60040128	60050128	60460128	9178	5178
1-15/16"	-	60040130	60050130	60460130	911516	511516
2"	-	60040200	60050200	60460200	92	52
2-1/16"	-	60040202	60050202	60460202	92116	52116
2-1/8"	-	60040204	60050204	60460204	9218	5218
2-3/16"	-	60040206	60050206	60460206	92316	52316
2-1/4"	-	60040208	60050208	60460208	9214	5214
2-5/16"	-	60040210	60050210	60460210	92516	52516
2-3/8"	-	60040212	60050212	60462012	9238	5238
2-7/16"	-	60040214	60050214	60462014	92716	52716
2-1/2"	-	60040216	60050216	60462016	9212	5212

ACCESSORIES



IMPACT SOCKETS - STANDARD LENGTH



	1/2" DRIVE	3/4" DRIVE	1" DRIVE	1-1/2" DRIVE	HI-TORQ 1" DRIVE	HI-TORQ 1-1/2" DRIVE
2-9/16"	-	60040218	60050218	60460218	9652916	5652916
2-5/8"	-	60040220	60050220	60460220	9258	5258
2-11/16"	-	60040222	60050222	60460222	921116	521116
2-3/4"	-	60040224	60050224	60460224	970234	570234
2-13/16"	-	60040226	60050226	60460226	921316	521316
2-7/8"	-	60040228	60050228	60460228	9278	5278
2-15/16"	-	60040230	60050230	60460230	921516	521516
3"	-	60040300	60050300	60460300	93	53
3-1/16"	-	-	-	60460302	93116	53116
3-1/8"	-	-	60050304	60460304	9318	5318
3-3/16"	-	-	-	60460306	-	53316
3-1/4"	-	-	60050308	60460308	9314	5314
3-5/16"	-	-	-	60460310	-	-
3-3/8"	-	-	60050312	60460312	9338	5338
3-7/16"	-	-	-	60460314	-	-
3-1/2"	-	-	60050316	60460316	9312	5312
3-9/16"	-	-	-	90460318	-	-
3-5/8"	-	-	60050320	60460320	9358	5358
3-11/16"	-	-	-	60460322	-	-
3-3/4"	-	-	60050324	60460324	995334	595334
3-13/16"	-	-	-	60460326	-	-
3-7/8"	-	-	60050328	60460328	9378	5378
3-15/16"	-	-	-	60460330	-	531516
4"	-	-	60050400	60460400	-	54

If the drive or hex size you require is not listed please give us a call. We may still be able to source it for you.

Also available - slogging spanners and non-sparking sockets





IMPACT SOCKETS - DEEP LENGTH



	1/2" DRIVE	3/4" DRIVE	1" DRIVE	1-1/2" DRIVE	HI-TORQ 1" DRIVE	HI-TORQ 1-1/2" DRIVE
6mm	60322006	-	-	-	-	-
7mm	60322007	-	-	-	-	-
8mm	60322008	-	-	-	-	-
9mm	60322009	-	-	-	-	-
10mm	60322010	-	-	-	-	-
11mm	60322011	-	-	-	-	-
12mm	60322012	-	-	-	-	-
13mm	60322013	60142013	-	-	-	-
14mm	60322014	60142014	-	-	-	-
15mm	60322015	60142015	-	-	-	-
16mm	60322016	60142016	-	-	-	-
17mm	60322017	60142017	60152017	-	-	-
18mm	60322018	60142018	60152018	-	-	-
19mm	60322019	60142019	60152019	-	-	-
20mm	60322020	60142020	60152020	-	-	-
21mm	60322021	60142021	60152021	-	-	-
22mm	60322022	60142022	60152022	-	-	-
23mm	60322023	60142023	60152023	-	923L	-
24mm	60322024	60142024	60152024	-	924L	-
25mm	60322025	60142025	60152025	-	-	-
26mm	60322026	60142026	60152026	-	-	-
27mm	60322027	60142027	60152027	-	9241116L	-
28mm	60322028	60142028	60152028	-	928L	-
29mm	60322029	60142029	60152029	-	-	-
30mm	60322030	60142030	60152030	-	9301316L	-
31mm	60322031	60142031	60152031	-	-	-
32mm	60322032	60142032	60152032	-	932L	-
33mm	60322033	60142033	60152033	-	933L	-
34mm	60322034	60142034	60152034	-	934L	-
35mm	60322035	60142035	60152035	60562035	935138L	-
36mm	60322036	60142036	60152036	60562036	936L	-
37mm	-	60142037	60152037	60562037	937L	-
38mm	60322038	60142038	60152038	60562038	938112L	-
39mm	-	60142039	60152039	-	-	-
40mm	-	60142040	60152040	60562040	-	-
41mm	-	60542041	60152041	60562041	941L	541L

ACCESSORIES



IMPACT SOCKETS - DEEP LENGTH



	1/2" DRIVE	3/4" DRIVE	1" DRIVE	1-1/2" DRIVE	HI-TORQ 1" DRIVE	HI-TORQ 1-1/2" DRIVE
42mm	-	60542042	60152042	60562042	942L	542L
43mm	-	60542043	60152043	60562043	94311116L	54311116L
44mm	-	60542044	60152044	-	-	-
45mm	-	60542045	60152045	60562045	-	-
46mm	-	60542046	60152046	60562046	94611316L	54611316L
47mm	-	60542047	60152047	60562047	947L	-
48mm	-	60542048	60152048	60562048	-	-
49mm	-	60542049	60152049	-	-	-
50mm	-	60542050	60152050	60562050	950L	550L
51mm	-	60542051	60152051	-	-	-
52mm	-	60542052	60152052	60562052	952L	552L
53mm	-	60542053	60152053	-	-	-
54mm	-	60542054	60152054	60562054	-	-
55mm	-	60542055	60152055	60562055	955L	555L
56mm	-	60542056	60152056	60562056	956L	-
57mm	-	60542057	60152057	60562057	-	-
58mm	-	60542058	60152058	60562058	-	-
59mm	-	-	-	-	-	-
60mm	-	60542060	60152060	60562060	960L	560L
61mm	-	-	-	-	-	-
62mm	-	60542062	60152062	60562062	-	-
63mm	-	60542063	60152063	60562063	-	-
64mm	-	-	-	-	-	-
65mm	-	60542065	605152065	60562065	9652916L	5652916L
66mm	-	-	-	-	-	-
67mm	-	60542067	60152067	-	-	-
68mm	-	60542068	-	60562068	-	-
69mm	-	-	-	-	-	-
70mm	-	60542070	60152070	60562070	970234L	570234L
71mm	-	-	-	-	-	-
72mm	-	-	-	60562072	-	-
73mm	-	60542073	-	60562073	-	-
74mm	-	-	-	-	-	-
75mm	-	60542075	60552075	60562075	975L	575L
76mm	-	60542076	60552076	60562076	-	-
77mm	-	-	60552077	60562077	-	-



IMPACT SOCKETS - DEEP LENGTH



	1/2" DRIVE	3/4" DRIVE	1" DRIVE	1-1/2" DRIVE	HI-TORQ 1" DRIVE	HI-TORQ 1-1/2" DRIVE
78mm	-	-	60552078	60562078	-	-
79mm	-	-	-	-	-	-
80mm	-	-	60552080	60562080	980L	580L
81mm	-	-	-	-	-	-
82mm	-	-	-	-	-	-
83mm	-	-	-	-	-	-
84mm	-	-	-	-	-	-
85mm	-	-	60552085	60562085	-	585L
86mm	-	-	-	-	-	-
87mm	-	-	-	-	-	-
88mm	-	-	-	-	-	-
89mm	-	-	-	-	-	-
90mm	-	-	60552090	60562090	-	590L
91mm	-	-	-	-	-	-
92mm	-	-	-	-	-	-
93mm	-	-	-	-	-	-
94mm	-	-	-	-	-	-
95mm	-	-	60552095	60562095	-	595334L
96mm	-	-	-	-	-	-
97mm	-	-	-	-	-	-
98mm	-	-	-	-	-	-
99mm	-	-	-	-	-	-
100mm	-	-	60552100	60562100	-	5100L
101mm	-	-	-	-	-	-
102mm	-	-	-	-	-	-
103mm	-	-	-	-	-	-
104mm	-	-	-	-	-	-
105mm	-	-	60552105	60562105	-	5105418L
106mm	-	-	-	-	-	-
107mm	-	-	-	-	-	-
108mm	-	-	-	-	-	-
109mm	-	-	-	-	-	-
110mm	-	-	60552110	60562110	-	5110L
111mm	-	-	-	-	-	-
112mm	-	-	60552112	-	-	-
113mm	-	-	-	-	-	-

ACCESSORIES



IMPACT SOCKETS - DEEP LENGTH



	1/2" DRIVE	3/4" DRIVE	1" DRIVE	1-1/2" DRIVE	HI-TORQ 1" DRIVE	HI-TORQ 1-1/2" DRIVE
5/16"	-	-	-	-	-	-
3/8"	60222012	-	-	-	-	-
7/16"	60222014	-	-	-	-	-
1/2"	60222016	60042016	-	-	-	-
9/16"	60222018	60042018	-	-	-	-
5/8"	60222020	60042020	60052020	-	-	-
11/16"	60222022	60042022	60052022	-	-	-
3/4"	60222024	60042024	60552024	-	-	-
13/16"	60222026	60042026	60052026	-	-	-
7/8"	60222028	60042028	60052028	-	-	-
15/16"	60222030	60042030	60052030	-	91516L	-
1"	60222100	60042100	60052100	-	91L	-
1-1/16"	60222102	60042102	60052102	-	9271116L	-
1-1/8"	60222104	60042104	60052104	-	9118L	-
1-3/16"	60222106	60042106	60052106	-	9301316L	-
1-1/4"	60222108	60042108	60052108	-	9114L	-
1-5/16"	60222110	60042110	60052110	-	91516L	-
1-3/8"	60222112	60042112	60052112	-	935138L	-
1-7/16"	60222114	60042114	60052114	-	91716L	-
1-1/2"	60222116	60043116	60052116	-	938112L	-
1-9/16"	-	60043118	60052118	-	91916L	-
1-5/8"	-	60043120	60052120	60462120	9158L	5158L
1-11/16"	-	60043122	60052122	60462122	9431116L	5431116L
1-3/4"	-	60043124	60052124	60462124	9134L	5134L
1-13/16"	-	60043126	60052126	60462126	94611316L	54611316L
1-7/8"	-	60043128	60052128	60462128	9178L	5178L
1-15/16"	-	60043130	60052130	60462130	911516L	511516L
2"	-	60043200	60052200	60462200	92L	52L
2-1/16"	-	60042202	60052202	60462202	92116L	52116L
2-1/8"	-	60042204	60052204	60462204	9218L	5218L
2-3/16"	-	60042206	60052206	60462206	92316L	52316L
2-1/4"	-	60042208	60052208	60462208	9214L	5214L
2-5/16"	-	60042210	60052210	60462210	92516L	52516L
2-3/8"	-	60042212	60052212	60462212	9238L	5238L
2-7/16"	-	60042214	60052214	60462214	92716L	52716L
2-1/2"	-	60042216	60052216	60462216	9212L	5212L



IMPACT SOCKETS - DEEP LENGTH



	1/2" DRIVE	3/4" DRIVE	1" DRIVE	1-1/2" DRIVE	HI-TORQ 1" DRIVE	HI-TORQ 1-1/2" DRIVE
2-9/16"	-	60042218	60052218	60462218	9652916L	5652916L
2-5/8"	-	60042220	60052220	60462220	9258L	5258L
2-11/16"	-	60042222	60052222	60462222	921116L	521116L
2-3/4"	-	60042224	60052224	60462224	970234L	570234L
2-13/16"	-	60042226	60052226	60462226	-	521316L
2-7/8"	-	60042228	60052228	60462228	-	5278L
2-15/16"	-	60042230	60052230	60462230	-	521516L
3"	-	60042300	60052300	60462300	-	53L
3-1/16"	-	-	-	60462302	-	53116L
3-1/8"	-	-	60052304	60462304	-	5318L
3-3/16"	-	-	-	60462306	-	53316L
3-1/4"	-	-	60052308	60462308	-	5314L
3-5/16"	-	-	-	60462310	-	-
3-3/8"	-	-	60052312	60462312	-	5338L
3-7/16"	-	-	-	60462314	-	-
3-1/2"	-	-	60052316	60462316	-	5312L
3-9/16"	-	-	-	60462318	-	-
3-5/8"	-	-	60052320	60462320	-	5358L
3-11/16"	-	-	-	60462322	-	-
3-3/4"	-	-	60052324	60462324	-	595334L
3-13/16"	-	-	-	60462326	-	-
3-7/8"	-	-	60052328	60462328	-	5378L
3-15/16"	-	-	-	60462330	-	-
4"	-	-	60052400	60462400	-	54L

If the drive or hex size you require is not listed please give us a call. We may still be able to source it for you.



Talk to us about your impact socket set needs

ACCESSORIES



IMPACT SOCKETS - INHEX



	1/2" DRIVE	3/4" DRIVE	1" DRIVE	1-1/2" DRIVE	HI-TORQ 1" DRIVE	HI-TORQ 1-1/2" DRIVE
4MM	64826004	-	-	-	-	-
5MM	604826005	-	-	-	-	-
6MM	64826006	-	-	-	-	-
7MM	64826007	-	-	-	-	-
8MM	64826008	-	-	-	-	-
9MM	64826009	-	-	-	-	-
10MM	64826010	64846010	-	-	H978+7810	-
11MM	64826011	-	-	-	-	-
12MM	64826012	64846012	-	-	H978+7812	-
14MM	64826014	64846014	64856014	-	H978+7814	-
15MM	64826015	-	-	-	-	-
16MM	64826016	-	-	-	-	-
17MM	64826017	64846017	64856017	-	H978+7817	-
18MM	64826018	-	-	-	-	-
19MM	64826019	64846019	64856019	64866019	H978+7819	-
22MM	-	64846022	64856022	64866022	H978+7822	-
24MM	-	64846024	64856024	64866024	H978+7824	-
27MM	-	64846027	-	64866027	H9114+11427	H5114+11427
30MM	-	-	-	64866030	H9114+11430	H5114+11430
32MM	-	-	-	64866032	H9114+11432	H5114+11432
33MM	-	-	-	64866033	H9114+11433	H5114+11433

3/16"	64821006	-	-	-	-	-
7/32"	64821007	-	-	-	-	-
1/4"	64821008	-	-	-	-	-
9/32"	64821009	-	-	-	-	-
5/16"	64821010	-	-	-	-	-
3/8"	64821012	-	-	-	-	-
7/16"	64821014	-	-	-	-	-
1/2"	64821016	64841016	-	-	H978+7812	-
9/16"	64821018	64841018	-	-	H978+78916	-
5/8"	64821020	64841020	64851020	-	H978+7858	-
11/16"	64821022	-	-	-	-	-
3/4"	64821024	64841024	64851024	64861024	H978+7834	-
7/8"	-	64841028	64851028	64861026	H978+7878	-
1"	-	64841100	64851100	60461100	H978+781	H5114+10141



IMPACT SOCKETS - EXTENSIONS



	1/2" DRIVE	3/4" DRIVE	1" DRIVE	1-1/2" DRIVE	HI-TORQ 1" DRIVE	HI-TORQ 1-1/2" DRIVE
75MM	64521075	-	-	-	-	-
100MM	-	64542100	-	-	-	-
102MM	-	-	-	-	EB994	-
125MM	64521125	-	-	64562125	-	-
175MM	-	64542175	64552175	-	-	-
178MM	-	-	-	-	EB997	EB557
250MM	64521250	64542250	64552250	64562250	-	-
254MM	-	-	-	-	EB9910	EB5510
330MM	-	64542330	64552330	-	EB9913	EB5513
381MM	-	-	-	-	EB90915	EB5515
400MM	-	-	64552400	-	-	-
460MM	64521460	-	-	-	-	-
500MM	-	-	-	64562500	-	-
610MM	64521610	-	-	-	-	-



IMPACT SOCKETS - UNI JOINTS



	1/2" DRIVE	3/4" DRIVE	1" DRIVE	1-1/2" DRIVE	HI-TORQ 1" DRIVE	HI-TORQ 1-1/2" DRIVE
	64221016	64141024	6435B100	64162116	UK99	UK55



IMPACT SOCKETS - ADAPTORS



	1/2" DRIVE	3/4" DRIVE	1" DRIVE	1-1/2" DRIVE	HI-TORQ 1" DRIVE	HI-TORQ 1-1/2" DRIVE
3/8"	64021012	-	-	-	-	-
1/2"	-	64041016	-	-	-	-
3/4"	64021024	-	64051024	-	PA92	-
1"	-	64041100	-	64062100	-	PA59
1-1/2"	-	-	64052116	-	PA95	-

ACCESSORIES

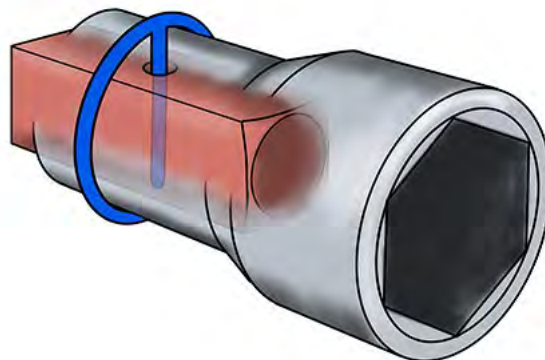


IMPACT SOCKETS - RETAINING RINGS



	1/2" DRIVE	3/4" DRIVE	1" DRIVE	1-1/2" DRIVE	HI-TORQ 1" DRIVE	HI-TORQ 1-1/2" DRIVE
17-27MM 11-16"-15/16"	-	RR10005S	-	-	-	-
19-44MM 3/4"-1-3/4"	-	-	RR10008S	-	RR10008S	-
28-46MM 1-3/16-1-13/16"	-	RR10032S	-	-	-	-
30-85MM 1-3/16"-3-3/8"	-	-	-	RR10020S	-	RR10020S
45-54MM 1-3/4"-2-1/13/16"	-	-	RR10010S	-	RR10010S	-
46-50MM 1-13/16"-2"	-	RR10034S	-	-	-	-
50-67MM 2"-2-5/8"	-	RR18708S	-	-	-	-
55-70MM 2-13/16"-2-3/4"	-	-	RR10015S	-	RR10015S	-
67-70MM 2"-2-3/4"	-	RR18710S	-	-	-	-
70-90MM 2-3/4"-3-1/2"	-	-	RR10017S	-	RR10017S	-
90-115MM 3-1/2"-4-1/2"	-	-	-	RR10025S	-	RR10025S
120-135MM 4-5/8"-5-3/8"	-	-	-	RR10030S	-	RR10030S
140-160MM 5-5/8"-6-1/8"	-	-	-	RR10035S	-	RR10035S

AVOID INJURY - USE A RETAINING RING



TORQUE EQUIPMENT



TORQUE EQUIPMENT

All RAD pneumatic Series tools are supplied with -
 Standard Reaction Arm, Tool Holder fitted with Filter/Regulator/Lubricator and Pressure Gauge,
 Standard 3M Hose, Torque Chart, Product Manual/Instructional CD and certificate of calibration,
 Waterproof Storage Box

Designed for variety of industrial applications Worldwide. A reliable and dependable solution for controlled bolting environments. A stall type tool with no impacting results in a smooth continuous application of torque eliminating destructive hammering and reducing operator fatigue to increased productivity.



DRIVE	3/4"
TORQUE RANGE	135-950Nm 100-700Ft/Lbs
SPEED	30rpm
WEIGHT	3.6 KG
PART NUMBER	7GXUG

Designed for variety of industrial applications Worldwide. A reliable and dependable solution for controlled bolting environments. A stall type tool with no impacting results in a smooth continuous application of torque eliminating destructive hammering and reducing operator fatigue to increased productivity.



DRIVE	3/4"
TORQUE RANGE	270-1350Nm 200-1000Ft/Lbs
SPEED	20rpm
WEIGHT	3.6KG
PART NUMBER	10GXUG

Designed for variety of industrial applications Worldwide. A reliable and dependable solution for controlled bolting environments. A stall type tool with no impacting results in a smooth continuous application of torque eliminating destructive hammering and reducing operator fatigue to increased productivity.



DRIVE	1"
TORQUE RANGE	400-2000Nm 300-1500Ft/Lbs
SPEED	10.4rpm
WEIGHT	3.9KG
PART NUMBER	15DXUG

SPECIAL HIGH TORQUE SOCKETS IN A RANGE OF DRIVES, SIZES AND LENGTHS.

SEE PAGES 42 - 52 OR CALL TO TALK TO US ABOUT YOUR REQUIREMENTS



TORQUE EQUIPMENT

All RAD pneumatic Series tools are supplied with -
 Standard Reaction Arm, Tool Holder fitted with Filter/Regulator/Lubricator and Pressure Gauge,
 Standard 3M Hose, Torque Chart, Product Manual/Instructional CD and certificate of calibration,
 Waterproof Storage Box

Designed for variety of industrial applications Worldwide. A reliable and dependable solution for controlled bolting environments. A stall type tool with no impacting results in a smooth continuous application of torque eliminating destructive hammering and reducing operator fatigue to increased productivity.



DRIVE	1"
TORQUE RANGE	700-3400Nm 500-2500Ft/Lbs
SPEED	9rpm
WEIGHT	6.1KG
PART NUMBER	25GXUG

Designed for variety of industrial applications Worldwide. A reliable and dependable solution for controlled bolting environments. A stall type tool with no impacting results in a smooth continuous application of torque eliminating destructive hammering and reducing operator fatigue to increased productivity.



DRIVE	1"
TORQUE RANGE	1350-4600Nm 1000-3400Ft/Lbs
SPEED	12rpm
WEIGHT	9.0KG
PART NUMBER	34GXUG

The RAD Classic Series torque wrenches offer a reliable and dependable solution for controlled bolting environments. A stall type tool with no impacting results in a smooth continuous application of torque elimination destructive hammering and reducing operator strain resulting in increased productivity.



DRIVE	3/4"
TORQUE RANGE	70-475Nm 50-350Ft/Lbs
SPEED	65rpm
WEIGHT	2.7KG
PART NUMBER	350SLUG



TALK TO US ABOUT YOUR REACTION ARM
 REQUIREMENTS -
 MANY CONFIGURATIONS AVAILABLE

HYDRAULIC LIFTING EQUIPMENT



HYDRAULIC LIFTING EQUIPMENT

GENERAL PURPOSE, SINGLE ACTING, SPRING RETURN



- Aluminum bronze bearing reduces wear caused by off-center loads.
- Maximum sized springs speed piston return and increase spring life.
- Solid steel cylinder body for durability.
- Chrome plated piston rod resists wear and corrosion.
- Wide range of accessories available to thread onto piston rod, collar, or onto cylinder base.
- Base mounting holes standard on 5 through 55 ton cylinders; optional on 75 and 100 ton cylinders.
- A 3/8" NPTF female half coupler is standard.

CAPACITY (Ton)	STROKE (mm)	COLLAPSED HEIGHT (mm)	PART NUMBER
5	25.4	110.3	C51C
	82.6	165.1	C53C
	133.4	215.9	C55C
	184.2	273.1	C57C
	235.0	323.9	C59C
10	25.4	92.1	C101C
	54.0	120.7	C102C
	104.8	171.5	C104C
	155.6	247.7	C106C
	206.4	298.5	C108C
	257.2	349.3	C1010C
	308.0	400.1	C1012C
	358.8	450.9	C1014C
	406.4	520.7	C1016C
15	25.4	123.8	C151C
	54.0	149.2	C152C
	104.8	200.0	C154C
	155.6	271.4	C156C
	206.4	322.2	C158C
	257.2	373.0	C1510C
	308.0	423.8	C1512C
	358.8	474.6	C1514C
	406.4	522.3	C1516C
25	25.4	139.7	C251C
	50.8	165.1	C252C
	101.6	215.9	C254C
	158.8	273.1	C256C
	209.6	323.9	C258C
	260.4	374.4	C2510C
	311.2	425.5	C2512C
	362.0	476.3	C2514C
55	50.8	174.6	C552C
	108.0	231.8	C554C
	158.8	282.6	C556C
	260.4	384.2	C5510C
75	336.6	460.4	C5513C
	155.6	314.3	C756C
100	333.4	492.1	C7513C
	50.8	219.1	C1002C
	168.3	336.6	C1006C
	260.4	428.6	C10010C

HYDRAULIC LIFTING EQUIPMENT

HIGH TONNAGE, SINGLE ACTING, LOAD RETURN



CAPACITY (Ton)	STROKE (mm)	COLLAPSED HEIGHT (mm)	PART NUMBER
55	50.8	125.4	R552C
	152.4	227.0	R556C
	254.0	328.6	R5510C
100	50.8	139.7	R1002C
	152.4	241.3	R1006C
150	50.8	161.9	R1502C
	152.4	263.5	R1506C
	254.0	365.1	R15010C
200	50.8	190.5	R2002C
	152.4	292.1	R2006C
280	50.8	190.5	R2802C
	152.4	292.1	R2806C
355	50.8	231.8	R3552C
	152.4	333.4	R3556C
	254.0	435.0	R35510C
430	50.8	263.5	R4302C
	152.4	365.1	R4306C
565	50.8	292.1	R5652C
	152.4	393.7	R2656C
	254.0	495.3	R26510C
740	50.0	265.0	RC7402C
	150.0	365.0	RC7406C
	250.0	465.0	RC74010C
965	50.0	290.0	RC9652C
	150.0	390.0	RC9656C
	250.0	490.0	RC96510C
1220	50.0	415.0	RC12202C
	150.0	440.0	RC12206C
	250.0	615.0	RC122010C

- Visible indicator band alerts when stroke limit is reached; overflow port ("weep hole") stroke limiter prevents piston from being overextended.

- Alloy heat treated piston and body for reliability and strength.

- Plated piston rod increases corrosion resistance and gives superior bearing support.

HYDRAULIC LIFTING EQUIPMENT

SINGLE ACTING, LOW HEIGHT, SPRING RETURN



- Cylinder body, piston and gland nut "Power Tech" treated for corrosion and abrasion resistance.
- Standard domed piston rod (5-30 ton) or swivel cap (50- 150 ton) minimize effects of off centre loading.
- Unique heavy duty spring provides fast piston return.
- A 9796 3/8" NPTF female half coupler is standard with each cylinder (the RLS50 has a 3/8" coupler which is not angled). Oil ports are 3/8" NPTF.
- Couplers on all cylinders, except RLS50, are angled upward for extra clearance.

CAPACITY (Ton)	STROKE (mm)	COLLAPSED HEIGHT (mm)	PART NUMBER
5	14.3	41.3	RLS50
10	11.1 38.1	44.5 88.9	RLS100 RSS101
20	11.1 44.5	50.8 95.3	RLS200 RSS202
30	12.7 61.9	50.8 117.4	RLS200 RSS302
50	15.9 60.3	66.7 127.0	RLS500S RSS502
75	15.9	79.4	RLS750S
100	15.9 57.2	85.7 139.7	RLS1000S RSS1002
150	14.3	101.6	RLS1500S
250	376.2	290.5	RSS2503

CENTER HOLE, SINGLE ACTING, SPRING RETURN



CAPACITY (Ton)	STROKE (mm)	COLLAPSED HEIGHT (mm)	PART NUMBER
10	63.5 203.2	134.9 287.3	RH102 RH108
12	41.3 76.2	122.2 184.2	RH121 RH123
20	50.8 76.2 152.4	155.6 154.0 308.0	RH202 RH203 RH206
30	63.5 152.4	158.8 247.7	RH302 RH306
50	76.2	181.0	RH503
60	76.2 152.4	235.0 311.2	RH603 RH606
100	76.2	254.0	RH1003

- Interchangeable piston head inserts provide versatility of application.
- 12, 20, 30, 60, 60 ton single-acting models feature threaded collar
- Withstands full "dead-end" loads.

- Corrosion resistant standpipe has "Power Tech" treatment
- Model RH203 and RHA306 do not feature the collar thread

Talk to us about other cylinders (not listed) for your application

HYDRAULIC LIFTING EQUIPMENT

GENERAL PURPOSE, DOUBLE ACTING, HYDRAULIC RETURN



CAPACITY (Ton)	STROKE (mm)	COLLAPSED HEIGHT (mm)	PART NUMBER
10	158.8	296.9	RD106
	254.0	398.5	RD1010
25	158.8	314.3	RD256
	362.0	517.5	RD2514
55	158.8	329.4	RD556
	333.4	504.0	RD5513
	460.4	657.2	RD5518
80	333.4	517.5	RD8013
100	168.3	350.0	RD1006
	333.4	515.1	RD10013
	511.2	718.3	RD10020
150	168.3	377.8	RD1506
	333.4	542.9	RD15013
	460.4	673.9	RD15018
200	168.3	406.4	RD2006
	333.4	571.5	RD20013
	460.4	723.9	RD20018
300	152.4	488.9	RD3006
	330.2	630.2	RD30013
400	152.4	489.7	RD4006
	330.2	667.5	RD40013
500	152.2	522.3	RD5006
	330.2	700.1	RD50013

- Perfect for bridge lifting, building reconstruction, shipyard, utility and mining equipment maintenance.
- Aluminum bronze overlay bearings provide long life, chrome plated piston rod resists corrosion.
- Load cap snaps out to expose internal piston rod threads for pulling applications; threads withstand full tonnage.
- Grooved ring pattern in load cap helps guard against load slippage.
- Each cylinder has two 9796 3/8" NPTF female half couplers.
- Built-in safety relief valve prevents over-pressurization of the retract circuit.
- Feature mounting holes and collar threads

HYDRAULIC LIFTING EQUIPMENT

CENTER HOLE, DOUBLE ACTING



CAPACITY (Ton)	STROKE (mm)	COLLAPSED HEIGHT (mm)	PART NUMBER
30	76.2	179.4	RH303
	152.4	281.0	RH306D
	257.2	438.2	RH3010
60	127.0	241.3	RH605
	257.2	458.8	RH6010
100	38.1	165.1	RH1001
	152.4	314.3	RH1006
	257.2	495.3	RH10010
150	127.0	311.2*	RH1505
	203.2	349.3	RH1508
200	203.2	408.0	RH2008

* Measured with 19mm high serrated insert installed

- Interchangeable piston head inserts provide versatility of application.
- 30, 60, 100 Ton Double-Acting Models Feature Threaded Collar
- Built-in safety feature prevents overpressurization of the retract circuit.
- Plated piston rod resists wear; superior packings provide high cycle life without leakage.
- Corrosion-resistant standpipe has "Power Tech" treatment.
- Each cylinder has 9796 3/8" NPTF female half couplers. The 60 ton thru 200 ton steel models are equipped with removable carrying handles.

HYDRAULIC LIFTING EQUIPMENT

HAND OPERATION



- All metal construction, won't burn through in welding environments.
- Formed metal handle provides less flex, and reduces operator fatigue.
- Fill cap seal acts as safety valve preventing over-pressurizing of reservoir.
- Relief valve inboard of check valve prevents loads from drifting down.
- Large valve knob gives added control for slowly metering loads down.

TYPE	USABLE OIL CAPACITY (CUBIC CM)	PART NUMBER
SINGLE SPEED, SINGLE ACTING	148	P12
	333	P23
	738	P55
TWO SPEED, SINGLE ACTING	328	P19
	443	P19L
	738	P59
	738	P59F
	1082	P59L
	2245	P157
	2245	P159
TWO SPEED, DOUBLE ACTING	5081	P300
	7539	P460
	2245	P157D
	2245	P159D
	5081	P300D
	7539	P460D

AIR/HYDRAULIC OPERATION, STEEL



These single speed pumps are ideal for acting and double acting cylinders. Fitted with a 3-way valve (Advance-Hold-Retract). Rugged all metal construction. Internal safety relief valve. Reduced noise levels.

PRESSURE	CAPACITY	PART NUMBER
10,000PSI	5LTR	FH8M5

HYDRAULIC LIFTING EQUIPMENT

For dependable performance of all your hydraulic pumps and cylinders. Contains foam suppressant additives and has a high viscosity index.



LITRES	PART NUMBER
0.9	9636
3.8	9637
9.5	9638
208	9616

Made up of nylon core tube with polyester fibre reinforcement cover which will withstand the minimum SAE bend radius without shortening service life. These hoses last up to seven times longer than rubber hose. 4:1 safety factor and a working pressure of 700bar (burst rating 2800bar).



LENGTH	PART NUMBER
0.6 MTR	9765E
0.9MTR	9766E
1.8MTR	9767E
2.4MTR	9768E
3.1MTR	9769E
3.7MTR	9770E
6.1MTR	9771E

15.3mtr, 22.9mtr and 30.5mtr available.... Contact us for details

A burst or pinhole leak in a hydraulic system can cause serious problems – especially for anything or anyone located within a three-foot line-of-sight. Personal injury, fluid burns and injection, fires and explosions, electrical shock and mechanical failure.

The cost to a company is typically in the hundreds of thousands of dollars after all direct and indirect costs are considered.

Ask us about burst protection sleeve for your hydraulic hoses.



HYDRAULIC LIFTING EQUIPMENT

Gauges feature an easily readable and highly visible, red Day-glo® needle. High strength steel bourdon tube ensures high cycle life. Stainless steel cases and lens locking rings.

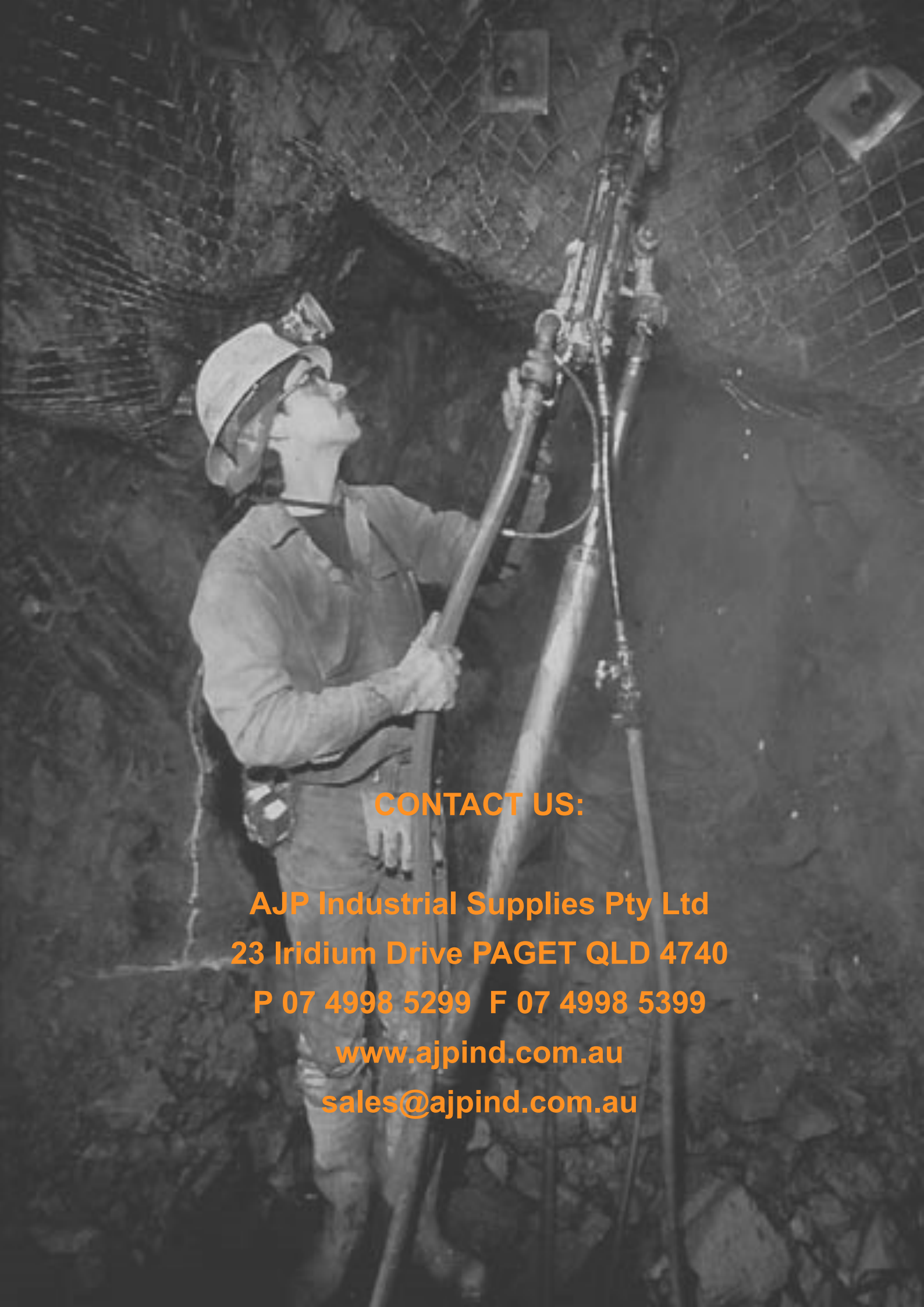


FACE DIAMETER (MM)	READING (PSI/BAR)	SILICONE FILLED	PART NUMBER
63.5	0-10000/0-700	NO	9041
100	0-10000/0-700	YES	9052
150	0-10000/0-700	NO	9089

For easy mounting of a gauge onto your hydraulic system



PART NUMBER
9670



CONTACT US:

**AJP Industrial Supplies Pty Ltd
23 Iridium Drive PAGET QLD 4740**

P 07 4998 5299 F 07 4998 5399

www.ajpind.com.au

sales@ajpind.com.au